



GROUND SUPPORT NON-POWERED EQUIPMENT PARTS

CATALOGUE



SELECTION OF PARTS FOR: **FAST GLOBAL • CLYDE • BOMBELLI • HYDRO • MILOCO**
• MOODY/ACCESSAIR • PARKAN • AERO SPECIALTIES • OWEN HOLLAND AND MORE

Why choose **SAGE PARTS?**

At Sage Parts, helping our customers save money is the driving force behind everything we do. We work closely with GSE operators to help them run their operations more efficiently and more productively every day, year after year.

The end result – less downtime, more efficiency, and lower costs.

Among the money-saving strategies, resources and exceptional value Sage Parts customers depend on us for are:

- Immediately available parts at the lowest possible prices
- Streamlined and consolidated parts procurement
- Lower freight costs
- Reduced inventory expenses
- Process control improvements and parts storeroom reorganization
- Extended life programs for GSE with specialized preventative maintenance
- Enhanced training of GSE maintenance personnel

**EVERY
PART
FOR EVERY
BRAND**

Sage Parts has the world's largest on-hand inventory of GSE replacement parts for your entire ground fleet, including every part for every GSE brand, ready for you at virtually a moment's notice.

What key benefits can Sage Parts bring to your ground support operation? You can avoid expensive downtime, optimizing the use of your equipment. Maintain critical schedules. And maximize cost efficiencies.

HUGE INVENTORY Our unmatched GSE parts inventory includes top quality parts for a comprehensive range of different ground support equipment – from Lift Trucks, Sweepers and Scrubbers, to Burden/Personnel/Utility Carriers, Aerial Work Platforms and practically every other type of GSE.

MILLIONS OF PARTS Besides the enormous range of parts we offer, you can rest assured that each part you need is available at our fingertips through our vast database system. Our state-of-the-art database contains millions of part numbers, all catalogued for instant access and the quickest order turnaround.

UNRIVALLED FILL RATES Complementing these advantages for your ground support operation is the fact that our fill rates are unrivalled in the worldwide GSE replacement parts industry ... consistently averaging better than 95%.

Order online with **eSage**

As a customer of **eSage** you have access 24/7 to *the* one-stop online shop for all your GSE parts requirements



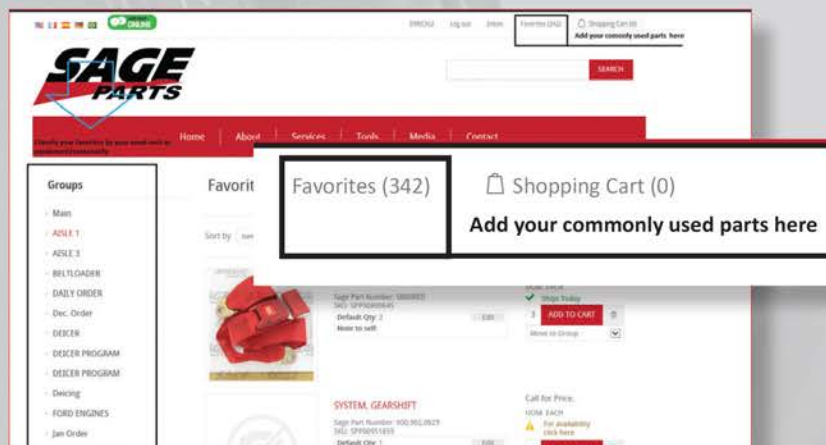
Search millions of parts Find the part you need instantly for lightning-quick delivery



Order on the go Anywhere, anytime, any device



Save your favorites Get quick and easy repeat access to your favorite parts by saving them to handy **customer catalogs** for instant re-ordering





Worldwide delivery Parts delivered swiftly and securely, maximising your efficiency



Unparalleled customer service Operations in the US, Canada, Chile, France, Hong Kong, Singapore, Macau, Peru, South Africa, The Netherlands, and the UK



Visit

esageplus.sageparts.com

and become an **eSage**
customer today

EVERY
PART
AVAILABLE
ON THE GO



INDEX

EQUIPMENT

BAG CARTS

BOMBELLI.....	8
CLYDE.....	8
DYNAMEX.....	8
MOODY/ACCESSAIR.....	8
OWEN HOLLAND.....	9
PARKAN.....	9
PINON.....	9
WASP/FAST GLOBAL.....	9

CARGO DOLLIES

BOMBELLI.....	11
CLYDE.....	11
DYNAMEX.....	11
MILOCO.....	12
MOODY/ACCESSAIR.....	12
OWEN HOLLAND.....	12
PINON.....	12
WASP/FAST GLOBAL.....	13

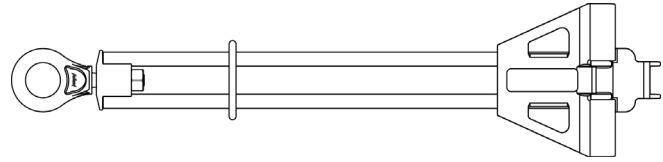
TOWBARS

AERO SPECIALTIES.....	6
CLYDE.....	6
HYDRO.....	6
TRONAIR.....	7
WASP/FAST GLOBAL.....	7

MANUFACTURERS

AERO SPECIALTIES.....	6	HYDRO.....	6	PARKAN.....	9
BOMBELLI.....	8, 11	MILOCO.....	12	PINON.....	9, 12
CLYDE.....	6, 8, 11	MOODY/ACCESSAIR.....	8, 12	TRONAIR.....	7
DYNAMEX.....	8, 11	OWEN HOLLAND.....	9, 12	WASP/FAST GLOBAL.....	7, 9, 13

TOWBARS



AERO SPECIALTIES

PRODUCT FAMILY	REPLACES PART NO.	ITEM DESCRIPTION
SHEAR PIN	000995	BOLT, SHEAR
	001031	PIN, SHEAR
STRUCTURE	000191	HANDLE, TOWBAR
	000186	WELDMENT, TOWBAR
TIRES & WHEELS	000201	TIRE & WHEEL ASSEMBLY

CLYDE

PRODUCT FAMILY	REPLACES PART NO.	ITEM DESCRIPTION
BEARINGS	1501348	CONE, BEARING
	1501347	BEARING, CONE
HYDRAULIC SHEAR PIN	1506016	RAM, PUMP
	1505388	BOLT, SHEAR
	1505710	PIN, SHEAR
STRUCTURE	1506020	HANDLE, TOWBAR
TIRES & WHEELS	15F1893	TIRE & WHEEL ASSEMBLY

HYDRO

PRODUCT FAMILY	REPLACES PART NO.	ITEM DESCRIPTION
HYDRAULIC SHEAR PIN	15151-000-000	RAM, PUMP
	00432-472-000	BOLT, SHEAR
	00432-086-000	PIN, SHEAR
TIRES & WHEELS	00465-017-000	TIRE & WHEEL ASSEMBLY

TRONAIR

PRODUCT FAMILY	REPLACES PART NO.	ITEM DESCRIPTION
SHEAR PIN	G-1100-109554	BOLT, SHEAR
	G-1446-22	PIN, SHEAR
STRUCTURE	TR-1857-1	HANDLE, TOWBAR
	Z-6514-01-01	WELDMENT, TOWBAR
TIRES & WHEELS	U-1024	TIRE & WHEEL ASSEMBLY

TOWBARS

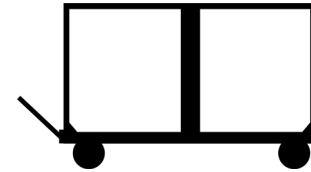
WASP/FAST GLOBAL

PRODUCT FAMILY	REPLACES PART NO.	ITEM DESCRIPTION
BEARINGS	573722	CONE, BEARING
	H001102	BEARING, CONE
HYDRAULIC SHEAR PIN	H006322	RAM, PUMP
	H005333	BOLT, SHEAR
	H005184	PIN, SHEAR
TIRES & WHEELS	H005813	TIRE & WHEEL ASSEMBLY

WE HAVE THE PARTS



BAG CARTS



BOMBELLI

PRODUCT FAMILY	REPLACES PART NO.	ITEM DESCRIPTION
AXLE	K000000266	WHEEL HUB
BUMPERS	K000000404	CORNER BUMPER
HITCHES	APT0000F_G00003	HITCH
TIRES & WHEELS	S2S400X8B250	TIRE & WHEEL, 400X8, 2 STAGE 2-1/2 PILOT BLK
	S2S400X8W250	TIRE & WHEEL, 400X8, 2 STAGE 2-1/2 PILOT WHT
	S2S400X8B338	TIRE & WHEEL, 400X8, 2 STAGE 3-3/8 PILOT BLK
	S2S400X8W338	TIRE & WHEEL, 400X8, 2 STAGE 3-3/8 PILOT BLK

CLYDE

PRODUCT FAMILY	REPLACES PART NO.	ITEM DESCRIPTION
AXLE	15O4668	WHEEL HUB
BODY PARTS	15O5879	CURTAIN
BUMPERS	15O3235	CORNER BUMPER
HITCHES	15O5458	HITCH
	15W4402	HITCH PIN
STEER	15O5862	TIE ROD END
TIRES & WHEELS	S2S400X8B250	TIRE & WHEEL, 400X8, 2 STAGE 2-1/2 PILOT BLK
	S2S400X8W250	TIRE & WHEEL, 400X8, 2 STAGE 2-1/2 PILOT WHT
	S2S400X8B338	TIRE & WHEEL, 400X8, 2 STAGE 3-3/8 PILOT BLK
	S2S400X8W338	TIRE & WHEEL, 400X8, 2 STAGE 3-3/8 PILOT BLK

DYNAMEX

PRODUCT FAMILY	REPLACES PART NO.	ITEM DESCRIPTION
AXLE	SP0302F-03-02	WHEEL HUB
BODY PARTS	BT0705-17	CURTAIN
HITCHES	BT0705-18-00	HITCH
	BT0705-18-02-00	HITCH PIN
TIRES & WHEELS	BT0705-09-00	TIRE & WHEEL

MOODY/ACCESSAIR

PRODUCT FAMILY	REPLACES PART NO.	ITEM DESCRIPTION
AXLE	M32266	WHEEL HUB
BODY PARTS	A81088/81089	CURTAIN
BUMPERS	D5000	CORNER BUMPER
HITCHES	M32146	HITCH
	501057	HITCH PIN

BAG CARTS

OWEN HOLLAND

PRODUCT FAMILY	REPLACES PART NO.	ITEM DESCRIPTION
AXLE	7310307	WHEEL HUB
HITCHES	DRG39823	HITCH
	DRG2534-3	HITCH PIN
STEER	DRG1859-3	TIE ROD END
TIRES & WHEELS	S2S400X8B250	TIRE & WHEEL, 400X8, 2 STAGE 2-1/2 PILOT BLK
	S2S400X8W250	TIRE & WHEEL, 400X8, 2 STAGE 2-1/2 PILOT WHT
	S2S400X8B338	TIRE & WHEEL, 400X8, 2 STAGE 3-3/8 PILOT BLK
	S2S400X8W338	TIRE & WHEEL, 400X8, 2 STAGE 3-3/8 PILOT BLK

PARKAN

PRODUCT FAMILY	REPLACES PART NO.	ITEM DESCRIPTION
AXLE	241027	WHEEL HUB
BUMPERS	201102	CORNER BUMPER
HITCHES	HITC6W01	HITCH
TIRES & WHEELS	S2S400X8B250	TIRE & WHEEL, 400X8, 2 STAGE 2-1/2 PILOT BLK
	S2S400X8W250	TIRE & WHEEL, 400X8, 2 STAGE 2-1/2 PILOT WHT
	S2S400X8B338	TIRE & WHEEL, 400X8, 2 STAGE 3-3/8 PILOT BLK
	S2S400X8W338	TIRE & WHEEL, 400X8, 2 STAGE 3-3/8 PILOT BLK

PINON

PRODUCT FAMILY	REPLACES PART NO.	ITEM DESCRIPTION
AXLE	RB-1000-GT-2CH	WHEEL HUB
HITCHES	1941-076	HITCH
	1941-042-02	HITCH PIN
TIRES & WHEELS	S2S400X8B250	TIRE & WHEEL, 400X8, 2 STAGE 2-1/2 PILOT BLK
	S2S400X8W250	TIRE & WHEEL, 400X8, 2 STAGE 2-1/2 PILOT WHT
	S2S400X8B338	TIRE & WHEEL, 400X8, 2 STAGE 3-3/8 PILOT BLK
	S2S400X8W338	TIRE & WHEEL, 400X8, 2 STAGE 3-3/8 PILOT BLK

WASP/FAST GLOBAL

PRODUCT FAMILY	REPLACES PART NO.	ITEM DESCRIPTION
AXLE	P001595A	WHEEL HUB
BODY PARTS	A233289B	CURTAIN
BUMPERS	H001024	CORNER BUMPER
HITCHES	A1000B	HITCH
	P0060012A	HITCH PIN
STEER	P004015A	TIE ROD END
TIRES & WHEELS	S2S400X8B250	TIRE & WHEEL, 400X8, 2 STAGE 2-1/2 PILOT BLK
	S2S400X8W250	TIRE & WHEEL, 400X8, 2 STAGE 2-1/2 PILOT WHT
	S2S400X8B338	TIRE & WHEEL, 400X8, 2 STAGE 3-3/8 PILOT BLK
	S2S400X8W338	TIRE & WHEEL, 400X8, 2 STAGE 3-3/8 PILOT BLK

SOLIDGOLD® AND SOLIDGOLD®+ 4.00X8 SOLID TIRE AND WHEEL ASSEMBLIES



SAGE PRODUCT#	DESCRIPTION	RIM CONFIGURATION
S3S400X8W250	3-STAGE	WHITE RIM/2.5 INCH HUB PILOT
S3S400X8B250	3-STAGE	BLACK RIM/2.5 INCH HUB PILOT
S3S400X8W338	3-STAGE	WHITE RIM/3.38 INCH HUB PILOT
S3S400X8B338	3-STAGE	BLACK RIM/3.38 INCH HUB PILOT

SAGE PRODUCT#	DESCRIPTION	RIM CONFIGURATION
S2S400X8W250	2-STAGE	WHITE RIM/2.5 INCH HUB PILOT
S2S400X8W338	2-STAGE	WHITE RIM/3.38 INCH HUB PILOT
S2S400X8B338	2-STAGE	BLACK RIM/3.38 INCH HUB PILOT

RAMPTECH® WHEEL HUBS

Precision optimized for the most demanding ramps



DOLLY WHEEL HUB
SAGE PN: 324060
WASP/FAST GLOBAL
REPLACES PART NO.
P01595A, P1595A, P8363A,
H1091, 501041



DOLLY WHEEL HUB
SAGE PN: 324061
MOODY/ACCESSAIR
REPLACES PART NO.
BM31338, M31338



DOLLY WHEEL HUB
SAGE PN: 324064
CLYDE
REPLACES PART NO.
1504668, 1504665



DOLLY WHEEL HUB
SAGE PN: 324068
WASP/FAST GLOBAL
REPLACES PART NO.
H1035, P1624A



DOLLY WHEEL HUB
SAGE PN: 324062
MOODY/ACCESSAIR
REPLACES PART NO.
BM8663, BM18866,
M18866



DOLLY WHEEL HUB
SAGE PN: 324066
CLYDE
REPLACES PART NO.
1504492, 1503779

RAMPTECH® CASTERS

Engineered for the long haul



SAGE PN: 503026
WASP/FAST GLOBAL
REPLACES PART NO.
H004836



SAGE PN: 503022
WASP/FAST GLOBAL
REPLACES PART NO.
H001155



SAGE PN: 503021
WASP/FAST GLOBAL
REPLACES PART NO.
H1143

- High impact strength
- Water and chemical resistant
- Lightweight
- Low cost

RAMPTECH® CASTERS are used on an extensive range of WASP/FAST GLOBAL and CLYDE dollies.

CARGO DOLLIES



BOMBELLI

PRODUCT FAMILY	REPLACES PART NO.	ITEM DESCRIPTION
AXLE	K000000461	WHEEL HUB
	K000000465	AXLE
BUMPERS	30798	CORNER BUMPER
HITCHES	APT07000A_S00034	EYE, TOWING
	APT0000FG00003	HITCH
ROLLERS	K000000078	ROLLER
TIRES & WHEELS	K000000472	TIRE & WHEEL

CLYDE

PRODUCT FAMILY	REPLACES PART NO.	ITEM DESCRIPTION
AXLE	15O4668	WHEEL HUB
	15L502	AXLE
BUMPERS	15O3235	CORNER BUMPER
HITCHES	15O6040	EYE, TOWING
	15O5458	HITCH
ROLLERS	15O3887	CASTER
	15F2083	ROLLER
TIRES & WHEELS	S2S400X8B250	TIRE & WHEEL, 400X8, 2 STAGE 2-1/2 PILOT BLK
	S2S400X8W250	TIRE & WHEEL, 400X8, 2 STAGE 2-1/2 PILOT WHT

DYNAMEX

PRODUCT FAMILY	REPLACES PART NO.	ITEM DESCRIPTION
AXLE	SP0302f-03-02	WHEEL HUB
	SP0302F-03-05	AXLE
HITCHES	SP0302H-01-00	EYE, TOWING
	SP0302G-16-00	HITCH
ROLLERS	SP0302H-08-00	ROLLER
TIRES & WHEELS	BT0705-09-00	TIRE & WHEEL, 400X8

CARGO DOLLIES

MILOCO

PRODUCT FAMILY	REPLACES PART NO.	ITEM DESCRIPTION
AXLE	MS1702 600 1204	AXLE
HITCHES	260100030035	EYE, TOWING
	MS1702 600 1800	HITCH
ROLLERS	MS1702 600 1200	CASTER
	120170059015001	ROLLER
TIRES & WHEELS	6001JM020400095002	TIRE & WHEEL, 400X8

MOODY/ACCESSAIR

PRODUCT FAMILY	REPLACES PART NO.	ITEM DESCRIPTION
AXLE	BM31338	WHEEL HUB
	BM30975	AXLE
HITCHES	M32146	HITCH
ROLLERS	M36921	CASTER
	K4037	ROLLER
TIRES & WHEELS	S2S400X8B250	TIRE & WHEEL, 400X8, 2 STAGE 2-1/2 PILOT BLK
	S2S400X8W250	TIRE & WHEEL, 400X8, 2 STAGE 2-1/2 PILOT WHT
	S2S400X8B338	TIRE & WHEEL, 400X8, 2 STAGE 3-3/8 PILOT BLK
	S2S400X8W338	TIRE & WHEEL, 400X8, 2 STAGE 3-3/8 PILOT BLK

OWEN HOLLAND

PRODUCT FAMILY	REPLACES PART NO.	ITEM DESCRIPTION
AXLE	7310307	WHEEL HUB
	DRG4116-3	AXLE
HITCHES	DRG39823	HITCH
ROLLERS	BEATR25580/25520	CASTER
TIRES & WHEELS	WHEASSY&G2	TIRE & WHEEL, 400X8

PINON

PRODUCT FAMILY	REPLACES PART NO.	ITEM DESCRIPTION
AXLE	RB-1000-GT-2CH	WHEEL HUB
	1911-116-02	AXLE
HITCHES	1941-076	HITCH
ROLLERS	1929-007	CASTER
	1921-053	ROLLER
TIRES & WHEELS	S2S400X8B250	TIRE & WHEEL, 400X8, 2 STAGE 2-1/2 PILOT BLK
	S2S400X8W250	TIRE & WHEEL, 400X8, 2 STAGE 2-1/2 PILOT WHT

CARGO DOLLIES

WASP/FAST GLOBAL

PRODUCT FAMILY	REPLACES PART NO.	ITEM DESCRIPTION
AXLE	P001595A	WHEEL HUB
	A004016B	AXLE
BUMPERS	H001024	CORNER BUMPER
HITCHES	W003114A	EYE, TOWING
	A1000B	HITCH
ROLLERS	H001155	CASTER
	A001034A	ROLLER
TIRES & WHEELS	S2S400X8B250	TIRE & WHEEL, 400X8, 2 STAGE 2-1/2 PILOT BLK
	S2S400X8W250	TIRE & WHEEL, 400X8, 2 STAGE 2-1/2 PILOT WHT
	S2S400X8B338	TIRE & WHEEL, 400X8, 2 STAGE 3-3/8 PILOT BLK
	S2S400X8W338	TIRE & WHEEL, 400X8, 2 STAGE 3-3/8 PILOT BLK

MANY MORE IN STOCK AND READY FOR IMMEDIATE DELIVERY

ORDER ONLINE from eSage, the one-stop online shop for all your GSE parts requirements

esage.sageparts.com



THE WORLD'S LARGEST SUPPLIER OF GSE AND
AIRPORT-RELATED EQUIPMENT REPLACEMENT PARTS

www.sageparts.com